



VHF AND UHF TRANSCEIVERS

IC-F1000T

VHF transceiver with full keypad

IC-F1000S

VHF transceiver with simple keypad

IC-F1000

VHF transceiver without LCD and front keypad

IC-F2000T

UHF transceiver with full keypad

IC-F2000S

UHF transceiver with simple keypad

IC-F2000

UHF transceiver without LCD and front keypad

Compact, Slim Dimensions IP67 Waterproofing and Full of Useful Features

IP67 Waterproof and Dust-tight Protection

The IC-F1000 series has a 24.5mm (0.96 in) slim depth with IP67 waterproof casing. The transceiver can withstand 1m depth of water for 30 minutes. Its dust-tight construction prevents the ingress of powder dust, sand, mud and other objects.

Enhanced Emergency with Built-in Motion Sensor

With a built-in motion sensor, the IC-F1000 series can detect its position, state of motion and non-motion and can send an emergency signal. The motion function detects if the transceiver is moving or shaking, for example, during a chase. The lone worker and man down functions are programmable.

Easy to Hear in a Noisy Environment

The large 36mm speaker of the transceiver provides clear companded 800 mW* audio. The built-in BTL amplifier doubles the audio output power and delivers loud and intelligible voice to a radio operator working in noisy environments.

* Typical with internal speaker

Inversion Voice Scrambler

The built-in inversion voice scrambler provides secure conversation. Up to 16 codes are selectable.

14 Hours of Operating Time with Supplied Waterproof Battery

The supplied waterproof Li-Ion battery pack, BP-279 (7.2V DC, 1485mAh), provides 14 hours* of operating time.

* Tx:Rx:Standby=5:5:90. Power save function ON.

Quiet Stand-by and More

The IC-F1000 series has built-in 2-Tone, 5-Tone, CTCSS and DTCS signaling capabilities for group communication and selective calling.

MDC 1200 Compatible

The following MDC features are programmable.

- PTT ID • Emergency (No ACK transmission)
- Radio check (RX only) • Stun/Revive (RX only)
- Transmit status messages (LCD types only)
- 100 alias table (LCD types only)

Channel Announcement

When you rotate the channel knob, the radio announces the channel number. Convenient for making radio adjustments without having to look at the radio.

Other Features

- 8 DTMF autodial memories
- BIIS PTT ID and emergency call
- "Shift key" function increases number of programmable key assignments
- Surveillance function • Escalating alarm
- Optional HM-168LWP, waterproof speaker-mic



IC-F2000T

IC-F1000S

IC-F1000
(with optional stubby antenna)



Limited functions.

SPECIFICATIONS

	IC-F1000/S/T	IC-F2000/S/T
GENERAL		
Frequency coverage (MHz)	136–174MHz	335–380MHz (EXP), 400–470MHz (USA/EXP), 450–512MHz (USA), 450–520MHz (EXP)
Number of channels	IC-F1000/F2000 IC-F1000T/S, F2000T/S	16 channels 128 channels
Type of emission	16K0F3E*/11K0F3E	
Channel spacing	12.5/25kHz	
Power supply requirement	7.5V DC nominal	
Current drain (typical)		
Tx High	1.3A	1.3A
Rx Max. audio/Standby	330mA (Internal SP)/77mA	300mA (Internal SP)/80mA
Antenna impedance	50Ω	
Operating temperature range	–30°C to +60°C; –22°F to +140°F (Radio specification)	
Dimensions (WxHxD) (Projections not included)	52.2x111.8x24.5mm; 2.06x4.4x0.96 in (With BP-279)	
Weight (approx.)	240g; 8.47oz (With BP-279)	
TRANSMITTER		
Output power	5W, 2W, 1W (Hi, L2, L1)	4W, 2W, 1W (Hi, L2, L1)
Max. frequency deviation	± 5.0kHz/±2.5kHz (Wide/Narrow)	
Frequency stability	±2.5ppm	
Spurious emissions	70dB min.	
FM Hum and noise	46/40dB typ. (Wide/Narrow)	
Audio harmonic distortion	1.0%/1.5% typ. (W/N, AF 1kHz 40% deviation)	
Ext. microphone connector	3-conductor 2.5 (d) mm (1/10")/2.2kΩ	
RECEIVER		
Sensitivity (at 12dB SINAD)	0.25μV typ.	
Adjacent channel selectivity	76/53dB typ. (W/N)	73/56dB typ. (W/N)
Spurious response	70dB min.	
Intermodulation	74dB typ.	73dB typ.
Hum and noise	51/45dB typ. (W/N)	49/43dB typ. (W/N)
Audio output power		
Internal SP (With 12Ω load)	800mW typ. (at 5% distortion)	
External SP (With 8Ω load)	400mW typ. (at 5% distortion)	
External speaker connector	2-conductor 3.5 (d) mm (1/8")/8Ω	

Measurements made in accordance with TIA-603.
All stated specifications are subject to change without notice or obligation.
* 25kHz bandwidth is no longer available for FCC Part 90 licensees for USA versions.
Ask your dealer if you need 25kHz bandwidth.

Applicable U.S. Military Specifications & IP Rating

Standard	MIL 810G	
	Method	Procedure
Low Pressure	500.5	I, II
High Temperature	501.5	I, II
Low Temperature	502.5	I, II
Temperature Shock	503.5	I-C
Solar Radiation	505.5	I
Rain Blowing/Drip	506.5	I, III
Humidity	507.5	II
Salt Fog	509.5	–
Dust Blowing	510.5	I
Immersion	512.5	I
Vibration	514.6	I
Shock	516.6	I, IV

Also meets equivalent MIL-STD-810-C, -D, -E and -F.

Ingress Protection Standard	
Dust & Water	IP67 (Dust-tight and waterproof protection)

Icom, Icom Inc. and the Icom logo are registered trademarks of Icom Incorporated (Japan) in the United States, the United Kingdom, Germany, France, Spain, Russia, Japan and/or other countries. All trademarks are the properties of their respective holders.

Icom Inc.

1-1-32, Kami-minami, Hirano-ku, Osaka 547-0003, Japan Phone: +81 (06) 6793 5302 Fax: +81 (06) 6793 0013

www.icom.co.jp/world

Count on us!

Icom America Inc.

12421 Willows Road NE,
Kirkland, WA 98034, U.S.A.
Phone : +1 (425) 454-8155
Fax : +1 (425) 454-1509
E-mail : sales@icomamerica.com
URL : <http://www.icomamerica.com>

Icom Canada

Glenwood Centre #150-6165
Highway 17A, Delta, B.C.,
V4K 5B8, Canada
Phone : +1 (604) 952-4266
Fax : +1 (604) 952-0090
E-mail : info@icomcanada.com
URL : <http://www.icomcanada.com>

Icom Brazil

Rua Itororó, 444 Padre Eustáquio
Belo Horizonte MG,
CEP: 30720-450, Brazil
Phone : +55 (31) 3582 8847
Fax : +55 (31) 3582 8987
E-mail : sales@icombrasil.com

Icom (Europe) GmbH

Communication Equipment
Auf der Krautweide 24
65812 Bad Soden am Taunus, Germany
Phone : +49 (6196) 76685-0
Fax : +49 (6196) 76685-50
E-mail : info@icom-europe.com
URL : <http://www.icomeurope.com>

Icom Spain S.L.

Ctra. Rubi, No. 88 "Edificio Can Castanyer"
Bajos A 08174, Sant Cugat del Valles,
Barcelona, Spain
Phone : +34 (93) 590 26 70
Fax : +34 (93) 589 04 46
E-mail : icom@icomspain.com
URL : <http://www.icomspain.com>

Icom (UK) Ltd.

Blacksole House, Altira Park,
Herne Bay, Kent, CT6 6GZ, U.K.
Phone : +44 (0) 1227 741741
Fax : +44 (0) 1227 741742
E-mail : info@icomuk.co.uk
URL : <http://www.icomuk.co.uk>

Icom France s.a.s.

Zac de la Plaine,
1 Rue Brindejonc des Moulinais, BP 45804,
31505 Toulouse Cedex 5, France
Phone : +33 (5) 61 36 03 03
Fax : +33 (5) 61 36 03 00
E-mail : icom@icom-france.com
URL : <http://www.icom-france.com>

Icom (Australia) Pty. Ltd.

Unit 1 / 103 Garden Road,
Clayton, VIC 3168 Australia
Phone : +61 (03) 9549 7500
Fax : +61 (03) 9549 7505
E-mail : sales@icom.net.au
URL : <http://www.icom.net.au>

Icom New Zealand

39C Rennie Drive, Airport Oaks,
Auckland, New Zealand
Phone : +64 (09) 274 4062
Fax : +64 (09) 274 4708
E-mail : inquiries@icom.co.nz
URL : <http://www.icom.co.nz>

Asia Icom Inc.

6F No. 68, Sec. 1 Cheng-Teh Road,
Taipei, Taiwan, R.O.C.
Phone : +886 (02) 2559 1899
Fax : +886 (02) 2559 1874
E-mail : sales@asia-icom.com
URL : <http://www.asia-icom.com>

Shanghai Icom Ltd.

No.101, Building 9, Caifuxingyuan Park,
No.188 Maoting Road, Chedun Town,
Songjiang District, Shanghai, 201611, China
Phone : +86 (021) 6153 2768
Fax : +86 (021) 5765 9987
E-mail : bjicom@bjicom.com
URL : <http://www.bjicom.com>

OPTIONS

Some options may not be available in some countries. Please ask your dealer for details.




Battery packs	Type and capacity	Operating time*
BP-278	Li-Ion, 7.2V 1130mAh	10 hours (Approx.)
BP-279	Li-Ion, 7.2V 1485mAh	14 hours (Approx.)



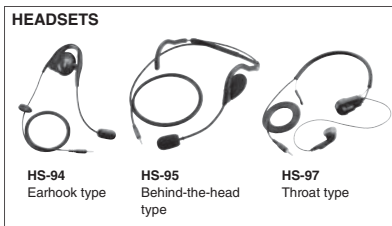
* Tx: Rx: standby = 5:5:90. Power save function ON.



*1 BC-123SA for 120V AC. SE for 230V AC. SV for 240V AC.



Charges up to six BP-279 battery packs in 2.5 hours (approx.).



- STANDARD ANTENNAS**
- FA-SC25V : 136–150MHz
 - FA-SC55V : 150–174MHz
 - FA-SC25U : 400–430MHz
 - FA-SC57U : 430–470MHz
 - FA-SC72U : 470–520MHz
 - FA-SC01U : 350–400MHz
 - FA-SC02U : 330–380MHz
- CUT ANTENNAS**
- FA-SC61VC : 136–174MHz
 - FA-SC61UC : 380–520MHz

- HIGH GAIN ANTENNAS**
- FA-SC62V : 150–160MHz
 - FA-SC63V : 155–165MHz
- STUBBY ANTENNAS**
- FA-SC56VS : 150–162MHz
 - FA-SC57VS : 160–174MHz
 - FA-SC73US : 450–490MHz
- CHARGER ADAPTER**
- AD-130
- AD-130 charger adapter is supplied with the BC-214.

- Supplied accessories:** (May differ depending on version)
- Battery pack, BP-279
 - Desktop charger, BC-213
 - AC adapter, BC-123S
 - Belt clip, MB-133
 - Antenna



The "3D GENUINE Icom label" is attached to the rear chassis under the battery. Check the Icom website for details: <http://www.icom.co.jp/world/genuine-info/>